

GOT WASTE? PUT IT IN THE RIGHT PLACE!

– WATER SAVING TIPS –



PROTECT THE AQUIFER AND RIVER

Produced by the Spokane Aquifer Joint Board.
Local water providers united for safe drinking water.
www.SpokaneAquifer.org

DEAR COMMUNITY MEMBER,



Did you know that the hazardous materials we use in our homes and yards can end up in our drinking water, lakes and the Spokane River?

Your above-ground practices affect our land, air and water.

Most people don't realize that a large amount of water going into storm drains receives no treatment.

This guide can help Spokane County residents reduce your use of hazardous products and properly dispose of waste. Information found under **Waste Facts, Safer Alternatives & Tips** suggests less harmful substitutes to hazardous products in your home. You may find that some of these substitutes require more "elbow grease," but they can help reduce your family's exposure to hazardous substances.

This guide also provides **Water Saving Tips** for your home and yard. Living over the Spokane Valley Rathdrum Prairie Aquifer can make it hard to see the need for water conservation. After all, the region has no watering restrictions and it seems like there will always be enough water. But the truth is that water conservation saves a lot more than just water. Using less water saves energy, reduces pollution, saves you money, protects future water supplies and keeps water in the Spokane River for fish and wildlife. Let's work together to protect water quality and conserve our precious resource.

Jeremy Jenkins, President
Spokane Aquifer Joint Board

REGIONAL SPONSORS



PRODUCT AWARENESS: HOUSEHOLD CONTAMINANTS

Protect your family and our environment from the comfort of home.



- **Know what's in products.** Read labels carefully and look for words such as: caution, warning, danger, toxic, flammable, explosive, hazardous, corrosive, harmful or fatal if swallowed, and use in ventilated area. Avoid ingredients such as: lead, mercury, polyfluoroalkyl substances (PFAS), polychlorinated biphenyl (PCB), volatile organic compounds (VOC), solvents, asbestos, benzene, toluene, xylene, ethylene dibromide, or chemical names that are too long to be easily pronounced.
- **Follow manufacturers' directions.** Properly dispose of unused products and containers and don't purchase more than you need.
- **When in doubt, ask!** For cleaning, repair and maintenance, use and request the least toxic products available.
- **Safely store hazardous products:**
 - ▲ Keep out of the reach of children and pets.
 - ▲ Store corrosive materials in the original containers.
 - ▲ Clearly label and date containers.
 - ▲ Keep containers tightly sealed and dry.
 - ▲ Keep products in a well-ventilated area away from a source of ignition.
 - ▲ Store batteries and flammable chemicals away from direct sunlight.
 - ▲ Secure products so they won't tip over or leak. Store them in a tray that could contain the product if it spilled.
 - ▲ Store toxic products at least 100 feet away from a well or water body.
 - ▲ Store products on shelves above any flood waters.

BATHROOM WASTE

HHW = Household Hazardous Waste at Transfer Stations, pg 17-18

WD = SpokaneWasteDirectory.org



WASTE TYPE	DISPOSAL	WASTE FACTS, SAFER ALTERNATIVES & TIPS
Cat Litter	Garbage	Double bag all pet waste. Cat litter should never be flushed down the toilet.
Chlorine Disinfectant	HHW	To discourage mold or mildew, use ½ cup borax in 1 gallon hot water. Do not rinse off the borax solution.
Drain Opener with Lye	HHW	To prevent clogging: Use a drain strainer. To unclog: Try a plunger. Or pour ½ cup baking soda, followed by ½ cup vinegar and cover drain tightly. Wait 5 minutes and pour teakettle of boiling water down drain. If still clogged, use a drain snake or compressed air.
“Flushables”	Garbage	Never flush products labeled “flushable” like baby, personal, and multi-purpose cleaning wipes. They can clog your pipes, damage pumps and septic systems.
Medicine	Garbage WD	DO NOT flush medications down toilets or drains. Remove medications from original containers and mix with dirt or coffee grounds. Spokane City and County residents may put medicines in the garbage for incineration. takebackyourmeds.org .
Mercury Thermometer	HHW	Tip: Use electronic or non-mercury thermometer. If broken go to epa.gov/mercury/what-do-if-mercury-thermometer-breaks . Get medical assistance for significant mercury exposure.
Sharps, Needles, and Syringes	HHW WD	Never put sharps or a container with sharps in the garbage. Seal in a puncture resistant container and label. Waste Management offers a mail-in program 509-924-9400 or wm.com .
Toilet, Tub and Tile Cleaner	HHW	Use baking soda or non-chlorine based scouring powder. Use vinegar and warm water for windows, mirrors and smooth surfaces.

BATHROOM WATER SAVING TIPS



The #1 water waster in your home is the toilet.

A leaking toilet can waste 15,000 gallons of water a month. To check if your toilet has a leak, place several drops of food coloring in the toilet tank. If the color seeps into the toilet bowl within 30 minutes without flushing, your toilet has a leak.

Toilets

- Purchase WaterSense® labeled toilets to reduce the amount of water used for each flush.
- Put all products labeled “flushable” into the garbage instead of flushing them. Save water and prevent clogged sewer lines.

Sinks

- Turn off the water while you brush your teeth and save up to 4 gallons per minute.
- Plug the sink instead of running the water to rinse your razor and save up to 300 gallons per month.

Showers and Baths

- Replace old showerheads with WaterSense® labeled models and save up to 750 gallons per month.
- Take 5-minute showers instead of baths. A full bathtub requires up to 70 gallons of water.



**TIME YOUR SHOWER TO
KEEP IT UNDER 5 MINUTES
AND SAVE UP TO 1,000
GALLONS PER MONTH.**

CLEANING & LAUNDRY WASTE

HHW = Household Hazardous Waste at Transfer Stations, pg 17-18
WD = SpokaneWasteDirectory.org



WASTE TYPE	DISPOSAL	WASTE FACTS, SAFER ALTERNATIVES & TIPS
Chlorine Bleach	Use or HHW	Use borax to whiten or choose non-chlorine dry bleach. Never mix chlorine bleach with other products.
Dryer Sheets	Garbage	Dryer sheets contain 7 hazardous air pollutants, 25 VOCs, and 2 carcinogens: acetaldehyde and benzene. Acetaldehyde is a common ingredient used in fake fragrance blends and impacts kidneys, nervous and respiratory systems. TIP: Reduce static cling. Add ¼ cup of white vinegar to the rinse cycle. Or use wool dryer balls with a few drops of organic essential oils.
Flea Powder	HHW	Vacuum regularly. Dispose of bags in garbage. Bathe and comb your pet regularly. Use mild soap. If fleas are found on the comb, dip the comb in a glass of soapy water. Citrus is a natural flea deterrent but do not use citrus oil on cats. Use cedar shampoo, oil and cedar-filled sleeping mats. Cedar repels many insects including fleas.
Moth Balls & Moth Flakes	HHW	Clean used clothing or furniture before introducing into home. Wash woolens before storing; store in cedar chest or sealed cardboard boxes. Moths: Make moth-repelling sachets using: cedar or juniper chips, bay leaves, cinnamon sticks, cloves, eucalyptus leaves, lavender, pepper corns or dried lemon peels wrapped in cheese cloth.
Solvents	HHW	Use soap based cleaner.
Spot & Stain Remover with Solvent	HHW	White vinegar: Removes yellow underarm perspiration stains and odor, mildew stains, whiten and brighten clothes. Add one cup of distilled white vinegar to the final rinse. Corn starch, talcum powder or white chalk: Absorbs oily stains. Salt: Sprinkle salt on red wine spills. Let the salt absorb the liquid, brush it off the fabric and rinse. Hydrogen peroxide: Removes underarm yellowing, dye from nail polish, curry and red wine stains.

CLEANING & LAUNDRY WATER SAVING TIPS



- Reuse your towels at home or while staying at a hotel.
- Pre-rinse clothes only when necessary.
- Wash only full loads of laundry or match the water level to the size of the load.
- Wash dark clothes in cold water to save water, energy, and help your clothes retain their color.
- Shop for a new washing machine by visiting the Consortium for Energy Efficiency website, cee1.org, and compare resource savings among Energy Star models. Some can save up to 20 gallons of water per load.



Choose Energy Star and
WaterSense Approved
Appliances and Fixtures

energystar.gov

epa.gov/watersense



GARAGE WASTE



HHW = Household Hazardous Waste at Transfer Stations, pg 17-18
 WD = SpokaneWasteDirectory.org

WASTE TYPE	DISPOSAL	WASTE FACTS, SAFER ALTERNATIVES & TIPS
Auto Batteries (Lead Acid)	HHW	Find disposal vendors at SpokaneWasteDirectory.org
Auto Maintenance	HHW	Cap gasoline to reduce evaporation. Antifreeze, automatic transmission fluid (used), brake fluid, carburetor cleaner, diesel fuel, gasoline, used motor oil, and oil filters are all hazardous to the environment. Do not mix these products. Take each in a separate container to an HHW drop site located at all transfer stations. 5-gallon containers max. For over 15 gallons call Clean Harbors at 509-535-3847. Never pour down a storm drain. Fix leaky cars ASAP.
Car Wash Water	On Lawn	Use biodegradable soap. Wash cars on the lawn or go to the carwash. Never wash cars on the driveway or street or near a storm drain.
Chrome Polish	HHW	Apply a paste of baking soda and water with a sponge. Let the mixture set for 5 minutes. Rinse and wipe dry with a soft cloth.
Engine Degreaser	HHW	Never mix degreaser with oils or other auto fluids. Use citrus and vegetable oil products.
Rust Remover	HHW	Vinegar: Place rusty item in a vinegar bath, soak 30 minutes and scrub off remaining surface rust. Borax: Mix Borax (or baking soda) and lemon juice to form a paste. Apply the paste to the rust, and let it sit 30 minutes. Use a brush to remove rust. Potato: Slice the potato in half. Sprinkle the cut side with salt or baking soda. Rub the cut side of the potato over the rusted area. The acid in the potato will lift the rust, and the salt (or baking soda) will help scrub it away.
Tires	WD	Find vendors at SpokaneWasteDirectory.org

GENERAL WATER SAVING TIPS



- Teach children to turn off faucets tightly after each use.
- Install water-saving devices such as aerators and low volume shower heads, toilets and washing machines.
- Monitor your water bill for unusually high use. Your bill and water meter are tools that can help you discover leaks. For private wells, consider installing a water meter.
- Know where your master water shut-off valve is located. If a pipe bursts, this could save water and prevent damage.
- Be a leak detective! Check all hoses, connectors, and faucets regularly for leaks and fix them right away. Leaky faucets may saturate a septic system causing it to fail or result in higher electric bills for private well owners.
- Winterize outdoor spigots when temperatures dip below freezing to prevent pipes from leaking or bursting.
- Use a commercial car wash that recycles water. Or, use a hose nozzle and wash your car on the lawn, then you'll water your grass at the same time.
- Wash your pets outdoors, in an area of your lawn that needs water.
- When cleaning out fish tanks, give the nutrient-rich water to your non-edible plants.
- Use a broom instead of a hose to clean patios, sidewalks and driveways.
- Install a rain barrel to collect rainwater for garden use.
- Use a pool cover to help keep your pool clean, reduce chemical use and reduce water loss through evaporation.



KITCHEN WASTE

HHW = Household Hazardous Waste at Transfer Stations, pg 17-18
 WD = SpokaneWasteDirectory.org



WASTE TYPE	DISPOSAL	WASTE FACTS, SAFER ALTERNATIVES & TIPS
Aerosol Cans	HHW	Partially used aerosol are HHW. For empty aerosol cans, throw in garbage. Use non-aerosol containers, such as a pump spray or roll on.
Aluminum Cleaner	HHW	Place item in pot with equal parts of white vinegar and water, bring to boil, let stand overnight. Rinse and dry.
Ammonia-based Cleaner	HHW	Mix 1 qt. warm water with 1 tsp. borax, and 1 tsp. liquid soap. If soaking baked on food, try filling the dish with 3 Tbsp. baking soda mixed with 1 qt. water.
Fats, Oils & Grease	Garbage	Collect Fats, Oils & Grease (FOG) in a disposable, leak proof, bag or container, and place in garbage. This will help protect sewer pipes from clogs.
Floor Care Products with Solvent	HHW	For vinyl floors, mix ½ cup white vinegar or ¼ cup borax with 1-gallon warm water. For wood floors, mix ¼ cup oil soap with 1-gallon warm water. For carpets and upholstery, wash immediately with cold water or club soda.
Food Waste	Green Bin Compost	Compost food wastes to enhance the soil in your garden. See Master Composters/Recyclers pg. 27.
Furniture Polish	HHW	Mix 1-part lemon juice to 1-part olive or vegetable oil, apply with rag. Or use oil soap to clean and a soft cloth to polish. Rub a paste of salt and vegetable oil on wood furniture to remove water stains, wipe off.
Oven Cleaner (Lye Base)	HHW	Mix 3 Tbsp. baking soda with 1 qt. warm water. Sponge on. Don't let the substance touch electric elements. Wait 20 minutes, and clean. For tough stains, scrub with non-steel-wool pads and baking soda. Caution: Some oven surfaces are harmed by abrasives. Purchase a self-cleaning oven.
Plastic Bags	Grocery Stores	Return clean, dry plastic bags to retail stores. Never put in the recycle bin. Choose re-useable grocery bags.

KITCHEN WATER SAVING TIPS



Drinking Water

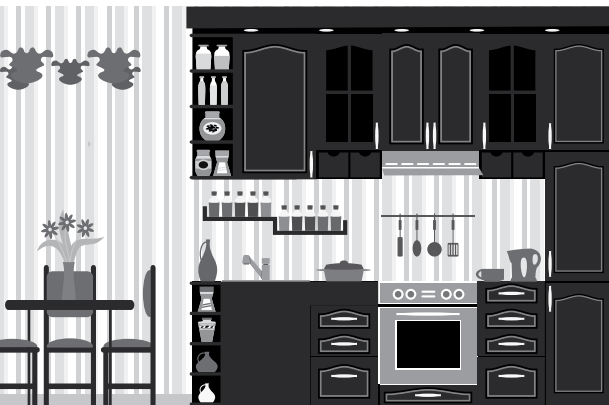
- Designate one glass for your drinking water each day or refill a water bottle. This will cut down on washing glasses.
- Keep a pitcher of drinking water in the refrigerator instead of running the tap.
- Cut back on rinsing dishes if your dishwasher is new. Newer models clean more thoroughly. Energy Star dishwashers save water and energy. Visit the Consortium for Energy Efficiency website, cee1.org, to compare water use between models.

Dish Washing

- Fill one basin with wash water and the other with rinse water when washing dishes by hand. Don't let the water run.
- Scrape then soak pots and pans to remove food residue.
- Run only full loads in the dishwasher. Save up to 1,000 gallons per month.

Food Preparation

- Select the proper pan size for cooking. Large pans may require more cooking water than necessary.
- For food safety and water savings, defrost food in the refrigerator, not under running water.
- Wash fruits and vegetables in a pan of water and then use it to water plants.



- Use the garbage disposal sparingly. Compost food waste and save gallons every time.


LAWN & GARDEN WASTE



Your gardening practices have everything to do with water quality and conservation.

The chemical and fertilizer products you use on your landscape could end up in our drinking water through runoff or leaching. Leaching is a problem in the Spokane Valley, due to the permeable soils that overlie the Aquifer. Apply lawn chemicals sparingly and never fertilize right

before it rains. If you over water, the chemicals and fertilizers are transported down through soils, into storm drains and the groundwater supply, instead of being taken up by plants. Do not use chemicals near open water such as streams, rivers or lakes.



Always ask yourself, as you're applying products to your landscape:

"Would I want to drink this?"

LAWN & GARDEN WASTE

HHW = Household Hazardous Waste at Transfer Stations, pg 17-18

WD = SpokaneWasteDirectory.org



WASTE TYPE	DISPOSAL	WASTE FACTS, SAFER ALTERNATIVES & TIPS
Fertilizer	HHW	Use compost, manure, bone meal, fish emulsion, mulch or other organic amendments that release nutrients slowly. Avoid fertilizing or apply smaller amounts throughout the year instead of one large application once a year. Learn how to compost your food wastes to enhance the soil in your garden. See Master Composters/Recyclers on pg. 27.
Fungicide	HHW	Remove / dispose of diseased plants, leaves, and branches.
Herbicides Moss & Weed Killer	HHW	Keep your plants healthy so that chemicals are not as necessary. Choose disease, pest and drought resistant plants. Weeds: Use mulch or fabric covers to prevent weeds or pull weeds manually. Moss: Thatch and fertilize. Infrequent and heavy lawn watering encourages rooting and will help dry out moss. Thin trees to reduce shade.
Pesticides & Insecticides	HHW	Choose the least toxic compounds such as horticultural oils, soaps and botanical insecticides. Aphids: Wash plants with soapy water or introduce Lady Bugs. Ants: Place cucumber peels or slices at the ants' point of entry. Bitter cucumbers work best. Dry, crushed mint leaves, powdered cinnamon and cloves also work as ant deterrents. Mosquitos: Thai lemon grass plants contain citronella and are a natural and effective repellent. Flies: Small sachets of mint, bay leaves, cloves, eucalyptus oil or sweet basil can be placed where flies are attracted. Slugs & Snails: Place small trays with beer in affected areas. They will be attracted to the beer and unable to escape the tray. Rodents: Use a mouse trap.
Pet Waste	Garbage	Scoop, double bag and throw in garbage. Never put in yard waste or compost.
Pool Water	Drain to Lawn	Allow chlorine to dissipate for one week. Then drain pool water and backwash slowly onto your yard. NEVER put in the sewer, street or storm drain.
Power Equipment	Air Quality	Consider switching to manual or electric yard and garden tools to do the work without the exhaust. Use leaf blowers only for blowing leaves into piles on the lawn. Do not use them to blow dirt and debris from sidewalks or driveways.
Recreational Fires	Air Quality	Wood burning fire pits, fire bowls, and other similar devices are allowed unless banned by local homeowner assn., rental agreements, etc. Before you purchase one of these devices review the requirements at SpokaneCleanAir.org or call 509-477-4727. Most are banned during fire danger season.
Rock Salt & Deicer	HHW	Clear snow from sidewalks and driveways before it turns to ice. Use sand in icy areas like steps and walk ways.

LAWN & GARDEN WATER SAVING TIPS



Landscaping Design

- Plant less lawn area or remove lawn and replace with mulch, trees, shrubs, groundcovers and/or perennials.
- Choose drought tolerant fescue/ bluegrass mix turf, plants and groundcovers that require less water and crowd out weeds.
- Place a 2"-4" layer of mulch around plants and trees.

Landscaping Maintenance

- Adjust your lawn mower to the height of 2.5 to 3 inches. Taller grass shades roots and holds soil moisture better than short grass.
- Leave lawn clippings on your grass. This cools the ground and holds in moisture.
- Apply the minimum fertilizer needed. Fertilizers promote plant growth and increase water consumption.
- Aerate your lawn periodically. Holes every six inches will allow water to reach the roots, rather than run off the surface.

Landscaping Irrigation

- Set your sprinklers to deliver large drops of water instead of a fine mist that can evaporate quickly.
- Set your sprinklers so they don't water impermeable surfaces such as concrete, asphalt or compacted ground.
- Install drip irrigation for trees, shrubs, groundcovers, and flowers.
- Adjust your watering frequency and length based on temperature and rainfall. For sprinkler systems, install rain shut-off devices that will automatically shut off your sprinklers when it rains or weather-based irrigation equipment that adjusts run times based on real-time weather data.
- Increase the organic matter in your soil. This will help hold water longer, reducing the need to water so frequently.
- When the kids want to cool off, use the sprinkler in an area where your lawn needs it most.

Water in the morning or evening so less water evaporates.

OFFICE WASTE

HHW = Household Hazardous Waste at Transfer Stations, pg 17-18
WD = SpokaneWasteDirectory.org



WASTE TYPE	DISPOSAL	WASTE FACTS, SAFER ALTERNATIVES & TIPS
Batteries	HHW	Avoid batteries containing mercury or cadmium (NiCd and button-cell batteries) Use rechargeable or alkaline batteries. Alkaline batteries are safe to go into your garbage bin. Use fewer battery-operated products.
Cell Phone	WD	Recycle at Best Buy, Staples, RadioShack, Target, and many more. Visit SpokaneWasteDirectory.org for locations near you.
Computer, Laptop, Tablet	E-Cycle WD	E-Cycle Washington is a free program that makes it easy for Washington residents to recycle their broken, obsolete or worn-out electronics. Electronic products contain valuable materials that can be recycled and toxic chemicals that should be kept out of the landfill. Visit SpokaneWasteDirectory.org to find the nearest E-Cycle or donation drop-off sites such as Goodwill, Value Village, Best Buy and Staples.
Keyboard, Mouse, Printer	WD	Recycle at Best Buy, Goodwill, Staples, Office Depot and many more. Visit SpokaneWasteDirectory.org for locations near you.
Shredded Paper	Garbage or WD	Keep it out of the blue recycle bin. It is the worst contaminant at the recycling center. Reuse it as packing material, animal bedding or compost.
Toner Cartridge	WD	Recycle at Best Buy, Staples, Office Depot. Visit SpokaneWasteDirectory.org for locations near you.

IMPORTANT:
NO ELECTRONICS
in the Garbage or
Blue Recycle Bins.

REMODELING & CONSTRUCTION WASTE

HHW = Household Hazardous Waste at Transfer Stations, pg 17-18
WD = SpokaneWasteDirectory.org



WASTE TYPE	DISPOSAL	WASTE FACTS, SAFER ALTERNATIVES & TIPS
Asbestos Containing Materials	Graham Rd pg 19	Remodeling, demolition and repair projects can result in the releases of harmful, invisible asbestos fibers. Property owners are responsible for proper removal and disposal. Guidebooks are available. Call Spokane Clean Air at 509-477-4727 or visit SpokaneCleanAir.org .
Caulk & Tile Adhesive	Graham Rd pg 19	Homes built between 1950 and 1970 may contain toxic substances like PCBs in caulks and tile adhesive. Minimize exposure by using facemasks and gloves in demolition.
Fluorescent Light Ballast	HHW	May contain toxic PCBs. Take to a Household Hazardous Waste (HHW) drop site. Install LED lights.
Lead-Pipes and Solder	HHW	Lead was banned in 1986 for plumbing systems. Replace lead pipes with red and blue PEX tubing. Pipe insulation can contain asbestos. For removal & disposal, see Asbestos.
Paint	HHW	Oil and lead based paints go to HHW. Small amounts of Latex paint (1" or less) allow to solidify and put in garbage. Use paint or give it away.
Paint Stripper with Solvent	HHW	Alkali type paint removers are available. Brush on, wait 30 minutes, then scrape off. Wet sand to remove lead-based paint. Follow HUD instructions for lead paint.
Paint Thinner	HHW	Allow paint particles to settle, strain the paint thinner and reuse. Choose latex paints and stains that clean with water.
Smoke Detector	Return to MFG	Ionization type contains radioactive materials. Return to manufacturer for disposal. Install nonionizing, photoelectric-type detectors.
Thermostat	HHW	Older electric thermostats may contain mercury. Visit SpokaneWasteDirectory.org for more information



IMPORTANT:
LATEX PAINT (1" or less)
allow to solidify and put
in garbage.

WORKSHOP WASTE

HHW = Household Hazardous Waste at Transfer Stations, pg 17-18

WD = SpokaneWasteDirectory.org



WASTE TYPE	DISPOSAL	WASTE FACTS, SAFER ALTERNATIVES & TIPS
Adhesives & Glue	HHW	If solvent is dry, put in garbage. If liquid, take to HHW drop site. Choose water-based glues.
Fiberglass-Epoxy Resins	HHW	Search products that meet the Safer Choice Standard epa.gov/saferchoice/products .
Fluorescent, CFL or HID	HHW WD	Replace fluorescent, CFL or HID bulbs with LED lights. For disposal locations see LightRecycle.org .
Kerosene Oil	HHW	Use LED portable lanterns.
Lighter Fluid	HHW	Use wooden or paper matches.
Pool & Spa Chemicals	HHW	Search products that meet the Safer Choice Standard epa.gov/saferchoice/products
Varnish	HHW	Use shellac, tung oil, or linseed oil.
VOC Storage	Air Quality	Cover paints, mastics and solvents. Store in tightly closed containers. Choose products that are low or zero Volatile Organic Compounds (VOCs).
Wood Preservative	HHW	Use borax-based products. Never use creosote, arsenic, or pentachlorophenol. When possible, use decay resistant woods, such as cedar, redwood, or composite wood made from recycled materials.



TRANSFER STATIONS MAKE PROPER DISPOSAL EASY

Transfer Stations provide clean and convenient, one-stop drops for recyclables, household hazardous waste (HHW), yard/food waste and garbage. Look through your home and garage for the inescapable assortment of cans, bottles and boxes of leftover household cleaners, oil-based paints, stain removal products, and automotive fluids of all sorts. If used in any other way than for what they were intended, they are considered hazardous materials, and could harm our drinking water.

FREE

HOUSEHOLD HAZARDOUS WASTE (HHW) AND RECYCLABLES DROP OFF

Spokane County Regional Solid Waste System

Hotline: **509-477-6800**

SpokaneCountySolidWaste.org

Spokane County North Transfer Station

Spokane County Valley Transfer Station

Open to all Spokane County residents seven days a week, except holidays (New Year's Day, Memorial Day, Fourth of July, Labor Day, Thanksgiving, and Christmas).

Winter Hours: Nov 1 - Mar 31, 8:30am - 4pm

Seasonal Hours: Apr 1 - Oct 31, 8:30am - 5pm

HHW is accepted on Saturday and Sunday only.

City of Spokane Waste to Energy

HHW and Recycling facilities are open seven days a week 7:30am - 5pm, except holidays, for **all** waste types.

Kootenai County Transfer Stations

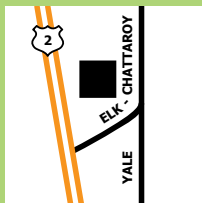
Open to the public and waste hauling companies seven days a week. Entry gate opens at 8am and closes to the public at 4:55pm every day. Be unloaded and out of the facility by 5pm each day.

DROP OFF FEES APPLY FOR YARD/FOOD WASTE AND GARBAGE

Secure the entire load in your vehicle or trailer. Vehicles arriving with unsecured loads at public or private transfer stations in Spokane County can be charged an "Unsecured Load" fee.

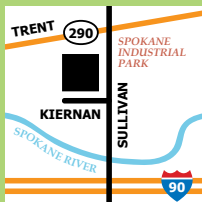


TRANSFER STATION LOCATIONS



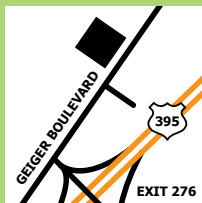
North County Transfer Station

HHW / Recycling / Yard & Food / Garbage
N. 22123 Elk-Chatтары Road
Colbert, WA 99005
HHW Sat & Sun Only
509-477-6800



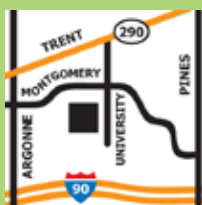
Valley Transfer Station

HHW / Recycling / Yard & Food / Garbage
3941 N. Sullivan Road
Spokane Valley, WA 99216
HHW Sat & Sun Only
509-477-6800



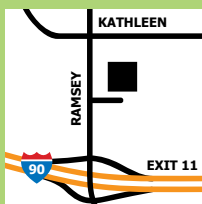
Waste to Energy Facility (WTE)

HHW / Recycling / Yard & Food / Garbage
2900 S. Geiger Blvd. | Spokane, WA 99224
Call 311 | SpokaneCity.org
Open seven days a week 7:30am-5pm, except holidays, for **all** waste types.



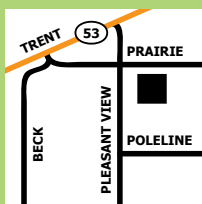
University (Sunshine) Transfer Station

HHW / Recycling / Yard & Food / Garbage
3941 N. University Road
Spokane Valley, WA 99206
509-924-5678
Open seven days a week from 7:30am-5pm, except holidays, for **all** waste types.



Kootenai County Ramsey Road Transfer Station

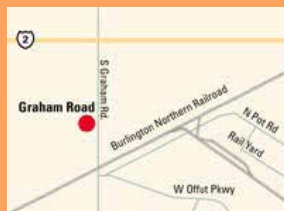
HHW / Recycling / Garbage
3650 N. Ramsey Road | Coeur d'Alene, ID 83815



Kootenai County Prairie Transfer Station

HHW / Recycling / Garbage
15580 W. Prairie Avenue | Post Falls, ID 83854

GRAHAM ROAD RECYCLING & DISPOSAL LANDFILL



1820 S. Graham Road | Medical Lake, WA 99022
509-244-0151

wmnorthwest.com/landfill/grahamroad.htm

Open 7am – 4pm, Mon – Fri, Closed Sat & Sun

Graham Road Landfill accepts construction and demolition debris, industrial waste, and special waste; it does not accept municipal solid waste (MSW), household waste, or hazardous waste.

ACCEPTED

- Asbestos - Friable/
Non-Friable
- Industrial &
Special Waste
- CERCLA
(Superfund Site
Materials)
- Tires
- Construction &
Demolition
(C&D) Debris

NOT ACCEPTED

- ❌ Batteries
- ❌ NORM (Naturally
Occurring Radioactive
Materials)
- ❌ Explosives Waste
Containing Free Liquid
- ❌ Household Hazardous
Waste (HHW)
- ❌ Yard Waste
- ❌ Medical Waste
(Untreated)



Got Waste?

Put it in the right place!

Visit SpokaneWasteDirectory.org

RECYCLING QUICK REFERENCE GUIDE

CLEAN AND DRY RECYCLABLES ONLY

Recycling commodity markets do not accept food and water contaminated items.

SELF-HAUL NO-COST DROP-OFF at Transfer Stations

Waste to Energy requires sorting into separate containers.

ACCEPTED

Paper

- Newspaper
- Corrugated Cardboard
- Magazines and Catalogues
- Telephone Books
- Printer Paper
- Junk Mail
- Cereal and Pop Boxes
- Non-Coated Paper Products

Metal

- Aluminum Cans
- Tin, Steel and Metal Cans
- Small Pieces of Scrap Metal

Plastic

- Bottles
- Jars
- Tubs

Glass

- Bottles and Jars

NOT ACCEPTED

- ❌ Batteries
- ❌ Ceramics and Dishes
- ❌ Electronics
- ❌ Food-Contaminated Items
- ❌ Garbage
- ❌ Hazardous Waste Containers
- ❌ Lids
- ❌ Light Bulbs
- ❌ Microwave Trays
- ❌ Milk or Juice Cartons
- ❌ Paper that is: Coated, Food Contaminated, Laminated, Shredded, or Water Resistant
- ❌ Pizza Boxes
- ❌ Plastic Bags
- ❌ Plastic Wrap
- ❌ Six-Pack Holders
- ❌ Styrofoam
- ❌ Unnumbered Plastic
- ❌ Window Glass and Mirrors



When in doubt, throw it into the garbage!

Self-Haul Drop-Off or Curbside Blue Bin Pick-Up: THERE IS NO DIFFERENCE!
Accepted & Not Accepted Recyclable Materials Do Not Change

HOUSEHOLD HAZARDOUS WASTE (HHW)

What To Bring



ACCEPTED AS HHW (NO-COST DROP-OFF):

- Aerosol cans (*if not empty*)
- Automotive batteries
- Automotive liquids – antifreeze, brake fluid, gasoline, oil (*5 gallons or less containers; 15 gallons maximum; do not mix*)
- Batteries: button, lantern, lithium ion, rechargeable
- Fire extinguishers
- Fluorescent lighting: CFL bulbs, metal halide and high pressure sodium lamps. Limit of 10 (no broken bulbs)
- Glues and adhesives
- Household cleaners – ammonia, bleach, disinfectants, oven and toilet cleaners, etc.
- Mercury containing products – thermometers, thermostats
- Oil-based paints (Latex paint should be dried and placed in regular garbage)
- Pesticides and garden chemicals
- Paint thinners and solvents
- Pool and spa supplies
- Propane tanks (up to 5 gallon or call 625-6580)
- Road flares



Sharps (needles, syringes, lancets):

- From **personal use only**
- Seal in a puncture-resistant container (coffee can, liquid detergent jug, bleach bottle)
Please no milk or soda jugs
- Label and bring to the HHW for no-cost disposal
- Commercial sharps may be disposed of by appointment only. Fees apply. Call Clean Harbors for appointment, 509-535-5347



IMPORTANT: No mercury-containing lights may be knowingly placed in waste or recycling containers for disposal. To learn of other local collection locations, go to LightRecycleWA.org

NORTH COUNTY & VALLEY: Open Saturday and Sunday Only
WASTE TO ENERGY FACILITY & UNIVERSITY TRANSFER: Open 7 Days a Week

HOUSEHOLD HAZARDOUS WASTE (HHW)



What **NOT** to Bring:

NOT ACCEPTED AS HHW:

- ❌ Biological wastes
- ❌ Commercially generated hazardous waste
- ❌ Computers, monitors, televisions, DVD players, and e-readers.
For locations, go to **ecyclewashington.org** or call **1-800-RECYCLE**
- ❌ Containers of HHW over 5 gallons
- ❌ Empty aerosol cans
- ❌ Empty containers – treat as garbage or recycle
- ❌ Explosives – (call local law enforcement)
- ❌ Garbage – haul to the transfer stations or Waste to Energy Facility
- ❌ Medications
- ❌ Radioactive waste
- ❌ Tires (residential) – treat as garbage. Large loads, call for rates and disposal appointment: 509-477-6800
- ❌ Latex paint



QUESTIONS ON WHERE TO DISPOSE OF ITEMS NOT LISTED HERE?
SpokaneWasteDirectory.org



REUSE TABLE

Only available at Waste to Energy Facility

Paints, hobby chemicals and garden supplies often retain usefulness for years and can be reused. The HHW area has a **Reuse Table** where **some** products are made available at no charge to Spokane County residents.

CLEAN GREEN (YARD AND FOOD WASTE)



Rates Apply:

CLEAN GREEN INCLUDES:

Yard Waste:

- Leaves
- Weeds
- Brush
- Prunings
- Grass clippings
- Beauty bark
- Pine needles and pine cones
- Sod less than 3" thick (shake out rocks and dirt)
- Woody materials up to 3" in diameter and 6' in length

Food Waste:

- Meat, fats, fish, poultry, bones, eggshells
- Leftovers and table scraps
- Non-liquid dairy products
- Vegetable and fruit trimmings, raw or cooked
- Non-shiny, food-soiled paper towels, napkins, plates and cups
- Paper coffee filters and tea bags
- Cardboard pizza boxes
- Paper pulp cartons from eggs and berries



CLEAN GREEN = COMPOST

Materials **NOT** allowed in Clean Green:

- ❌ Glass
- ❌ Regular or compostable plastic bags or containers
- ❌ Grease or liquids
- ❌ Plastic-coated or "shiny" paper containers
- ❌ Pet waste, kitty litter or manure
- ❌ Dirt, rocks, brick, or concrete
- ❌ Dimensional wood, lumber, plywood, particle board or plastic/composite lumber

GARBAGE

Rates Apply:



- **Mixed loads** - must be weighed separately or will be charged at the garbage disposal rate. (i.e., yard waste, recyclables or garbage in one vehicle)
- **Appliances** – refrigerators, freezers, washing machines and other "white goods" are charged the garbage disposal rate. Refrigerant is recovered, hazardous components removed and the metal recycled.
- **Tires** – up to four tires allowed in a load of residential garbage; over-sized tires must be cut into thirds. **Commercial loads of more than four tires can be disposed of by appointment only. Call 509-477-6800 to arrange.**

- **Medications**

Recommended disposal:

1. Make medicine unusable (add wet coffee grounds to moisten pills; mix liquids with cat litter, dirt or cayenne pepper).
2. Remove any identifying information from containers.
3. Put in garbage.

IMPORTANT: NEVER flush away medications in toilets or pour down drains. Medicines can contaminate water supplies, lakes, rivers and streams.

Materials **NOT** accepted on Tipping Floor:

- ⊘ Asbestos
- ⊘ Lead
- ⊘ Liquids
- ⊘ Explosives
- ⊘ Radioactive substances
- ⊘ Sharps and medical waste
- ⊘ Household hazardous materials (HHW)
- ⊘ Uncontained animal feces
- ⊘ Large animal carcasses over 15 lbs (SpokaneWasteDirectory.org for information)
- ⊘ Propane tanks larger than 5 gallons
- ⊘ Commercial refrigeration units

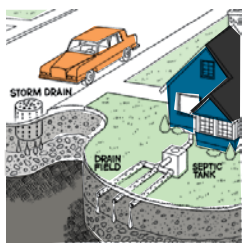
A-Z INDEX OF WASTE TYPES

WASTE TYPE	PAGE
Aerosol Cans (empty)	9
Adhesives & Glues	16
Aluminum Cleaner with Acid	9
Ammonia-based Cleaner	9
Asbestos Containing Materials	15
Auto Batteries	7
Auto Maintenance: Antifreeze, Automatic Transmission Fluid (used), Brake Fluid, Carburetor Cleaner, Diesel Fuel, Gasoline and Used Motor Oil	7
Batteries	14
Car Wash Water	7
Cat Litter	3
Caulk & Tile Adhesive	15
Cell Phone	14
Chlorine Bleach	5
Chrome Polish	7
Computer, Laptop, Tablet	14
Disinfectant	3
Drain Opener with Lye	3
Dryer Sheets	5
Engine Degreaser	7
Fats, Oils and Grease (FOG)	9
Fertilizer	12
Fiberglass & Epoxy Resins	16
Flea Powder	5
Floor Care Products with Solvent	9
Fluorescent Light Ballast	15
Fluorescent Lights, CFL or HID Bulbs	16
Flushables	3
Food Waste	9
Fungicide	12
Furniture Polish	9

WASTE TYPE	PAGE
Herbicides, Moss & Weed Killer	12
Kerosene oil	16
Keyboard, Mouse, Printer	14
Lead Pipes & Solder	15
Lighter Fluid	16
Medicine	3
Mercury Thermometer	3
Mercury Thermostats	15
Moth Balls & Moth Flakes	5
Oven Cleaner (lye base)	9
Paint – Latex, Oil & Lead Based	15
Paint Stripper with Solvent	15
Paint Thinner	15
Pesticides / Insecticides	12
Pet Waste	12
Plastic Bags	9
Pool Water	12
Pool & Spa Chemicals	16
Power Equipment	12
Recreational Fires	12
Rock Salt - Deicer	12
Rust Remover	7
Sharps, Needles & Syringes	3
Shredded Paper	14
Smoke Detector	15
Solvents	5
Spot & Stain Remover	5
Tires	7
Toilet, Tub & Tile Cleaner	3
Toner Cartridge	14
Varnish	16
Volatile Organic Compound (VOC)	16
Wood Preservative	16

QUESTIONS ON WHERE TO DISPOSE OF ITEMS NOT LISTED HERE?
SpokaneWasteDirectory.org

SEPTIC SYSTEM MAINTENANCE



We live and work over our sole source of drinking water that is some of the cleanest and most affordable water in the world.

Help take care of it. Inspect and maintain your septic system and drain field.

HERE ARE THINGS YOU CAN DO:

- **Get regular inspections and maintenance.** The Washington State On-site Sewage Systems rule (Chapter 246-272A WAC) requires the owner to do a complete evaluation of their system at least once every three years for gravity systems and annually for all other systems. You may not need to pump your septic tank every time, but it's good to budget as though you will. For additional information on evaluating your septic system and a current list of septic pumpers, visit srhd.org.
- **Choose a date or time of the year for inspection that's easy to remember** and mark it on the calendar.
- **Keep your system functioning.** Know what you can and can't flush or pour down the drain. No pet waste, medications, products labeled flushable, grease or toxic chemicals. Don't use the garbage disposal or use it sparingly. Flush only 2-ply toilet paper and human waste.
- **Watch for cues that your tank is nearing its capacity, or your system is failing.** If you see liquid surfacing in the drain field or backing up into drains in the house, get a licensed plumber or septic hauler to check it right away. Pump the system as needed.
- **Keep trees at least 30 feet from edge of drain field** to keep their roots from invading. And never drive over the system.
- **Conserve water.** Too much water can cause solids to escape your tank and plug your drain field.
- **Visit SpokaneWasteDirectory.org** to find septic pumpers and haulers.

MUNICIPAL CONTACT INFORMATION



City of Airway Heights

509-244-5578 | cawh.org

City of Cheney

509-498-9209 | cityofcheney.org

City of Liberty Lake

509-755-6700 | libertylakewa.gov

City of Millwood

509-924-0960 | millwoodwa.us

City of Spokane

Dial 311 | my.spokanecity.org

City of Spokane Valley

509-720-5000 | spokanevalley.org

Spokane County

509-477-3600 | spokanecounty.org

OTHER ASSISTANCE

Consortium for Energy Efficiency

library.cee1.org

Energy Star

energystar.gov

IDAH₂O Master Water Stewards

208-292-1287
jekins@uidaho.edu

Spokane Aquifer Joint Board

509-847-4337
spokaneaquifer.org

Spokane Conservation District Smartscape

spokansmartscape.org

Spokane Regional Clean Air Agency

509-477-4727
spokanecleanair.org

Spokane Regional Health District

509-324-1560 ext. 3 | srhd.org

Spokane River Forum

509-535-7084 | spokaneriver.net

Spokane Riverkeeper

509-835-5211
spokaneriverkeeper.org

Spokane County Master Composters/Recyclers

509-625-6580
spokanecountysolidwaste.org

Washington State Department of Ecology

509-329-3400 | ecy.wa.gov

Washington State Department of Health Drinking Water Division

Daytime: 509-329-2100
After Hours: 877-481-4901
doh.wa.gov/ehp/dw

WaterSense

epa.gov/watersense



WASTE DISPOSAL INFORMATION

City of Spokane Solid Waste Collection

Dial 311
spokanecity.org/solidwaste

Clean Harbors

509-535-3847
Small Business and residents with
HHW quantities over 5 gallons.
By appointment only
on Saturday and Sunday.
Appointment times: 9-10 am
and 2-3 pm at North County
and Valley Transfer Stations.
Fees apply, credit card or
check only.

E-Cycle Washington

1-800-RECYCLE
1800recycle.wa.gov

Graham Road Landfill

509-244-0151
wmnorthwest.com/landfill/grahamroad.htm

Light Recycle Washington

lightrecycle.org
877-592-2972 ext. 215

Spokane County Regional Solid Waste System

509-477-6800
spokanecountysolidwaste.org

Spokane Waste to Energy

509-625-6580
spokanewastetoenergy.org

Sunshine Disposal

509-924-5678
sunshinedisposal.com

Waste Management

509-924-9400 | wm.com



CONTACT INFORMATION

In an emergency call 911 for Fire or Police

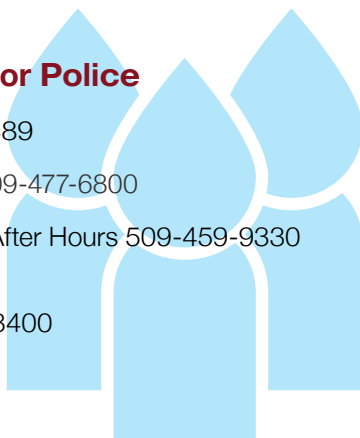
City of Spokane: Call 311 or 509-755-2489

Spokane County Solid Waste Hotline: 509-477-6800

Spills to Sewers: Daytime 509-477-1984, After Hours 509-459-9330

Outside the City of Spokane

Ecology 24-Hour Spill Response 509-329-3400



DON'T WASTE OUR WATER. IT'S BENEATH YOU!

– WATER SAVING TIPS –



PROTECT THE AQUIFER AND RIVER

Produced by the Spokane Aquifer Joint Board.
Local water providers united for safe drinking water.
www.SpokaneAquifer.org